

Columbus



FOREST RIVER

FORESTRIVERINC.COM

STANDARDS AND OPTIONS

CONSTRUCTION

- 101" Wide Body
- Patented 7' Upper Deck Height
- All Welded Aluminum Frame Superstructure
- Climate Controlled Drop-Frame Storage
- 5/8" Tongue & Groove Plywood Floor
- Residential Style 2 1/2" Wide Wood Truss Roof with Alpha Ply Membrane w/Extended Life Sealant and 1/2" Decking (8' x 8' Sheets)
- 6' 11" Height Slides (Living Area)
- Heat Ducts in Out-of-Traffic Areas
- 3 Zone LED Strip Ceiling Lighting
- 12V Heat Pads on All Holding Tanks
- Darco Wrap & Fiberglass Insulated Floors & Roof
- 2" Sidewall with Foam Insulation
- MORryde CRE3000 Suspension System
- High Gloss Fiberglass Vacuum Bonded Walls and Slideout Endwalls w/Dual Azdel
- 7000 Lb Lippert™ Axles with ABS (Anti-Lock Braking System)
- 16" Wheels with Tire Pressure Monitoring System
- Painted Fiberglass Front Cap with High Density Spray Foam Insulation
- Rear-View Camera Prep
- Slide Topper Prep

INTERIOR

- Soft-Close, Hidden-Hinge Reinforced Doors & Drawers w/Upgraded Hardware
- Upgraded Crack, Mold, & Mildew Resistant Flooring
- Upgraded, True Solid Surface Countertops (Bath/Kitchen)
- LED Light Fixtures
- Residential Style Crown Molding Throughout Unit
- Solid Wood Slide Fascia
- Roller Day/Night Shades (Main Areas)
- Solid Wood Steps

EXTERIOR

- Large Frameless Tinted Windows
- Slam Latches on All Storage Doors
- Magnetic Compartment Door-Holds
- Two-Tone Aluminum Wheels
- Painted Fiberglass Front Cap with High Density Spray Foam Insulation
- Heated Utility Convenience Center
- Black Tank Flush
- Outside Sprayer
- Two 30 Lb LP Tanks
- Entry Door w/Window & Screen Door
- Battery Disconnect
- Power Awning with LED Lighting
- Crank-Down Spare Tire
- 2" Tow Hitch w/4-Way Pin Plugs
- Tire Pressure Monitoring System

KITCHEN

- Trash Can with Dedicated Storage
- Rollaway Sink Covers
- Residential Style Under-Counter Storage
- Residential Style Backsplash
- Additional Lighting Above Sink Area
- Large Single Basin Stainless Steel Sink
- Single-Lever Faucet with Pull-Out Sprayer

BEDROOM

- Mirrored Sliding Closet Doors
- High-End Bedspread & Pillows
- Reading Lights with USB Charging Ports
- C-Pap Shelves (Per Model)
- Smart TV
- Dresser w/Solid Wood Soft Close Drawers

BATHROOM

- 48" x 30" One Piece Fiberglass Shower w/Built-in Seat
- Undermount Porcelain Sink
- Three-Speed Power Vent
- Porcelain Toilet
- Shower Skylight

FURNITURE

- Power Theater Seating with USB Charging & Storage
- Trifold Sleeper Sofa
- (2) Residential Style Dining Chairs
- (2) Folding Chairs
- Wall Mounted Free-Standing Dinette Table w/Drawer

APPLIANCES

- 12V Stainless Steel Residential Style Refrigerator with Ice Maker
- Gas Cooktop
- 24" Residential Style Oven (N/A 388FKH)
- 50" Smart TV w/Bluetooth® Audio and Exterior Speakers
- 12 Gal Water Heater with Quick Recovery
- Washer/Dryer Prep
- Full-System Water Purifier
- 30" Residential Style Stainless Steel Microwave
- (2) 15,000 BTU Coleman Ducted Serenity A/Cs (Zone 2 w/Heat Pump)
- 35,000 BTU Furnace
- 5,000 BTU Electric Fireplace (2 on 380RL)
- Omni-Directional Rooftop Antenna with 4G LTE/Wi-Fi Prep
- 50 Amp Converter w/ Built-in Charge Wizard & Auto Lithium Detect

OPTIONS

- Stackable Washer/Dryer
- Dual-Pane Windows
- Full-Body Paint
- Slide Toppers
- 2ND 260W Solar Panel
- 3RD Ducted A/C Installed IPO MaxxAir Vent
- 5.5KW Onan Generator

MANDATORY PACKAGES

COMFORT PACKAGE

INTERIOR

- Upgraded Residential Style Hardware
- Privacy Day/Night Roller Shades in Main Areas
- Pop-Up Recept
- Hybrid Carpet

APPLIANCES

- Dishwasher Prep
- Washer/Dryer Prep
- Stainless Steel Appliance Package Including Microwave, Gas Cooktop & 12V Fridge w/Ice Maker
- Living Room Ceiling Fan
- 50" Smart TV w/Bluetooth® Audio
- Bedroom Smart TV
- 5000 BTU Electric Fireplace

FURNITURE

- Power Theater Seating w/USB Charge
- Trifold Sleeper Sofa
- Wall Mounted Free-Standing Dinette Table w/Drawer
- (2) Residential Style Dinette Chairs
- 2 Folding Chairs
- Large Kitchen Pantry (Select Models)

BATHROOM

- 48" x 30" One Piece Shower w/Built-in Seat
- Undermount Bath Sink with Solid Surface Tops
- Porcelain Toilet
- Aluminum Framed Bed Base
- 3RD A/C Prep w/Kitchen MaxxAir Vent

VOYAGER PACKAGE

CONSTRUCTION

- 6 Point Hydraulic Leveling System
- MORryde CRE3000 Suspension
- MORryde Upgraded Pinbox
- MORryde Strut Assist Step Above Entry Steps
- 7000 Lb Axles with ABS (Anti-Lock Braking System)
- High Gloss Fiberglass Vacuum Bonded Walls w/Dual Azdel Onboard
- Two-Tone Painted Front Cap w/High Density Spray Foam Insulation
- 12V Heat Pads on Tanks
- Back Up Camera Prep
- Slide Topper Prep
- Ladder
- LP Quick Connect

EXTERIOR

- Two-Tone Aluminum Wheels
- Tire Pressure Monitoring System
- 2" Tow Hitch w/4-Way Pin Plugs
- Frameless Windows
- Battery Disconnect
- Power Awning w/LED Lighting
- Syphon 360 Vent Covers

APPLIANCES

- (2) Quietcool 15K BTU Serenity A/Cs (Zone 2 w/Heat Pump)
- 12 Gal Water Heater
- Power Cord Storage Reel
- One Control Operating System
- Wi-Fi Booster w/4G LTE Capability Prep
- 260W Solar Panel w/30AMP Control w/1800W Inverter & Dedicated Recept

FLOORPLANS

376DS

Dimensions

Length: 42' 7"

Width: 101"

Height: 13' 6"

Awning: 9' 6", 16'

Weights

UVW: 14058

GVWR: 16199

CCC: 2141

Hitch: 2811

Tanks

Fresh: 75 Gal

Gray: 117 Gal

Black: 78 Gal

379MBL NEW!

Dimensions

Length: 42' 7"

Width: 101"

Height: 13' 6"

Awning: 13', 21'

Weights

UVW: TBD

GVWR: TBD

CCC: TBD

Hitch: TBD

Tanks

Fresh: 75 Gal

Gray: 78 Gal

Black: 39 Gal

380RL

Dimensions

Length: 37' 11"

Width: 101"

Height: 13' 6"

Awning: 11', 18'

Weights

UVW: 13363

GVWR: 15499

CCC: 2136

Hitch: 2490

Tanks

Fresh: 75 Gal

Gray: 71 Gal

Black: 39 Gal

383RLH

Dimensions

Length: 41' 5"

Width: 101"

Height: 13' 6"

Awning: 11', 18' 6"

Weights

UVW: 13609

GVWR: 16635

CCC: 3026

Hitch: 2635

Tanks

Fresh: 75 Gal

Gray: 78 Gal

Black: 71 Gal

Dimensions

Length: 43'

Width: 101"

Height: 13' 6"

Awning: 11', 20'

Weights

UVW: 13814

GVWR: 16690

CCC: 2876

Hitch: 2690

Tanks

Fresh: 75 Gal

Gray: 78 Gal

Black: 71 Gal

Dimensions

Length: 42' 10"

Width: 101"

Height: 13' 6"

Awning: 12', 18'

Weights

UVW: 14414

GVWR: 16685

CCC: 2271

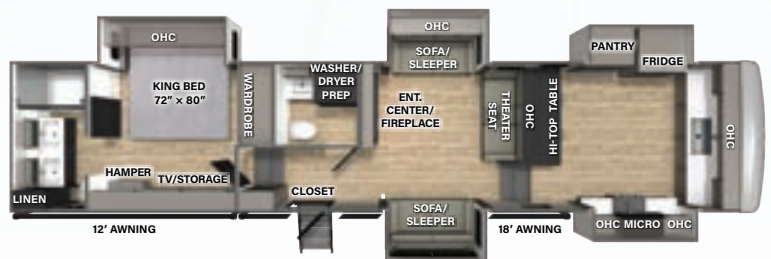
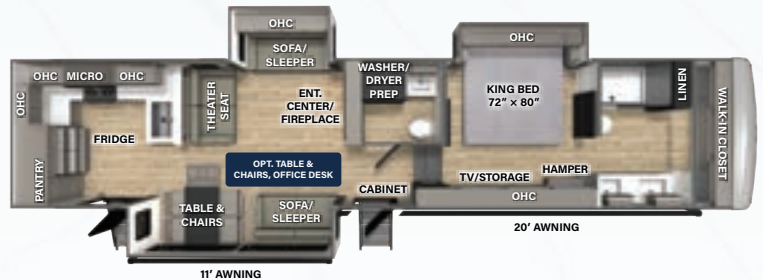
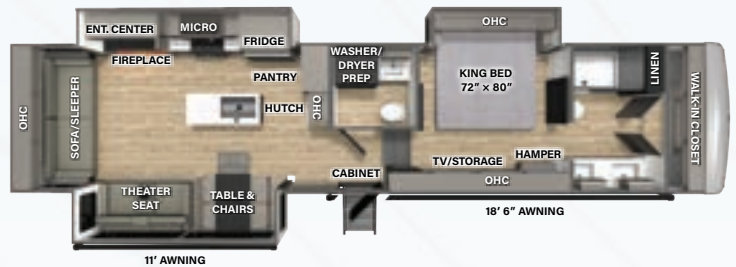
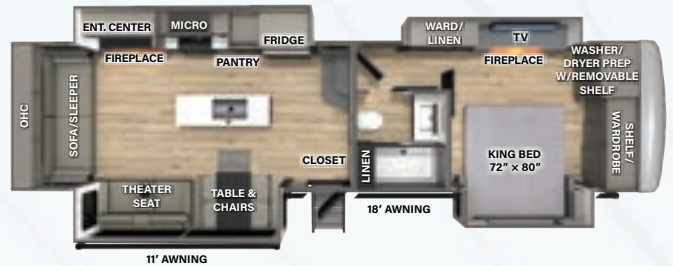
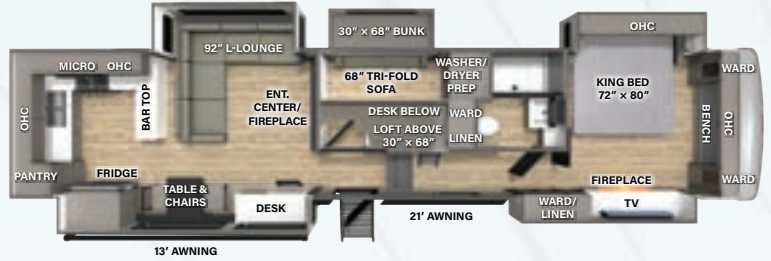
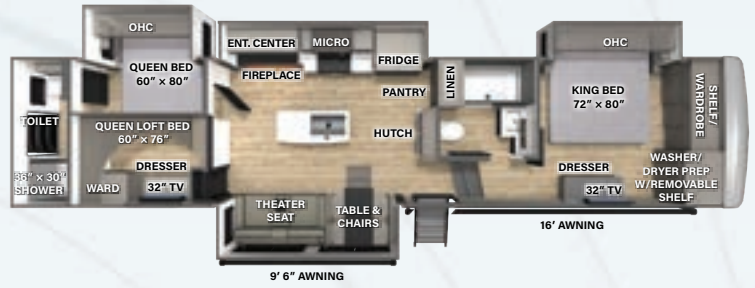
Hitch: 2685

Tanks

Fresh: 75 Gal

Gray: 110 Gal

Black: 78 Gal




UVW stands for Unloaded Vehicle Weight. See back cover for further specification definitions.

Columbus

A Division Of Forest River, Inc.
105-1/2 C.R. 14
Middlebury, In 46540
www.palominorv.com

Follow us!
#RVBOUND



SCAN WITH YOUR MOBILE DEVICE

VIRTUAL TOURS, PHOTOS, VIDEOS,
FOLLOW COLUMBUS ON SOCIAL
MEDIA, AND MORE!



EACH NEW FOREST RIVER PURCHASE PROVIDES:

- ✓ Pre-delivery Inspection.
- ✓ Free Membership to Forest River Owners Group (FROG). Learn more at www.forestriverfrog.com.
- ✓ A Contribution to Care Camps Foundation www.carecamps.org.
- ✓ 1 Year Free Roadside Assistance from Date of Purchase.
- ✓ Digital Owner's Manual.



LEARN MORE:

Scan this QR code with your mobile device to learn more about Forest River.



SPECIFICATION DEFINITIONS:

Scan this barcode using a QR reader on your smartphone to learn RV terminology and more!



YOUR **COLUMBUS** DEALER